






Municipio de Tapilula, Chiapas.

Fecha: 9 de diciembre del 2015

| Sección | Tipo-Casilla |  |  |  |  |  | NOREG | NULOS | Total Votación | Lnom | Participación |
|----------------|-----------------|---|---|---|--|---|----------|------------|----------------|--------------|---------------|
| 1406 | BASICA | 3 | 72 | 237 | 2 | 252 | 0 | 10 | 576 | 742 | 77.63% |
| 1406 | CONTIGUA1 | 13 | 51 | 220 | 4 | 243 | 0 | 7 | 538 | 742 | 72.51% |
| 1406 | CONTIGUA2 | 6 | 84 | 182 | 4 | 267 | 0 | 12 | 555 | 742 | 74.80% |
| 1407 | BASICA | 0 | 77 | 104 | 0 | 174 | 0 | 7 | 362 | 494 | 73.28% |
| 1407 | CONTIGUA1 | 2 | 72 | 138 | 0 | 169 | 0 | 7 | 388 | 494 | 78.54% |
| 1408 | BASICA | 3 | 85 | 128 | 3 | 176 | 0 | 4 | 399 | 549 | 72.68% |
| 1408 | CONTIGUA1 | 0 | 68 | 177 | 2 | 162 | 0 | 5 | 414 | 548 | 75.55% |
| 1409 | BASICA | 2 | 85 | 134 | 1 | 159 | 0 | 9 | 390 | 541 | 72.09% |
| 1409 | CONTIGUA1 | 1 | 79 | 149 | 3 | 156 | 0 | 13 | 401 | 540 | 74.26% |
| 1409 | CONTIGUA2 | 2 | 91 | 127 | 2 | 165 | 0 | 8 | 395 | 540 | 73.15% |
| 1410 | BASICA | 1 | 99 | 129 | 1 | 190 | 0 | 12 | 432 | 564 | 76.60% |
| 1410 | CONTIGUA1 | 2 | 77 | 123 | 3 | 190 | 0 | 10 | 405 | 563 | 71.94% |
| 1410 | CONTIGUA2 | 4 | 89 | 129 | 1 | 201 | 0 | 7 | 431 | 563 | 76.55% |
| 1410 | EXTRAORDINARIA1 | 0 | 25 | 44 | 1 | 24 | 0 | 1 | 95 | 122 | 77.87% |
| TOTALES | | 39 | 1,054 | 2,021 | 27 | 2,528 | - | 112 | 5,781 | 7,744 | 74.65% |